



G R E S B
★ ★ ★ ★ ★ 2019

Federal Realty Investment Trust

Federal Realty Investment Trust

GRESB Benchmark Report 2019

DATE: 4 Sep 2019 4:08:34pm Wed UTC

Federal Realty Investment Trust



G R E S B
☆☆☆☆☆ 2019

Participation & GRESB Score

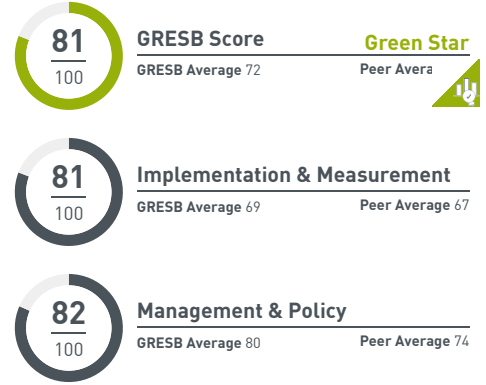
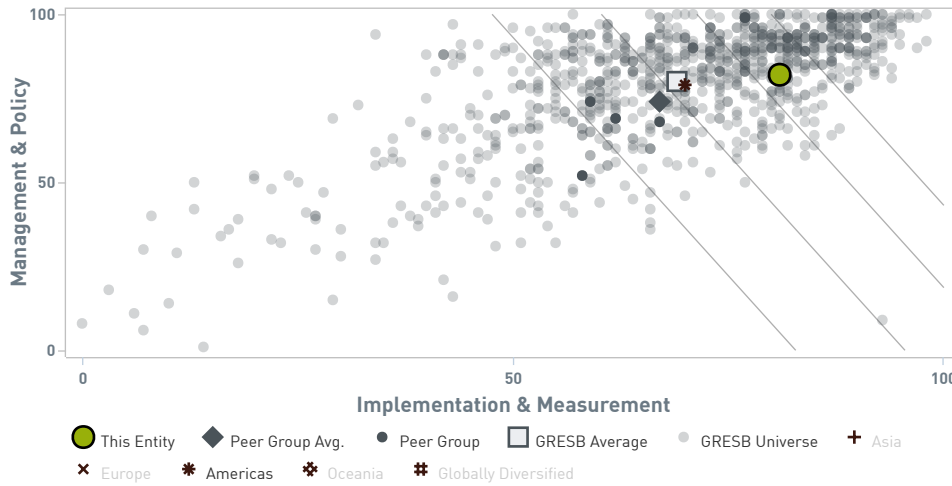


Peer Comparison




Northern America | Retail | Listed | Indirectly Managed
out of 6

GRESB Model

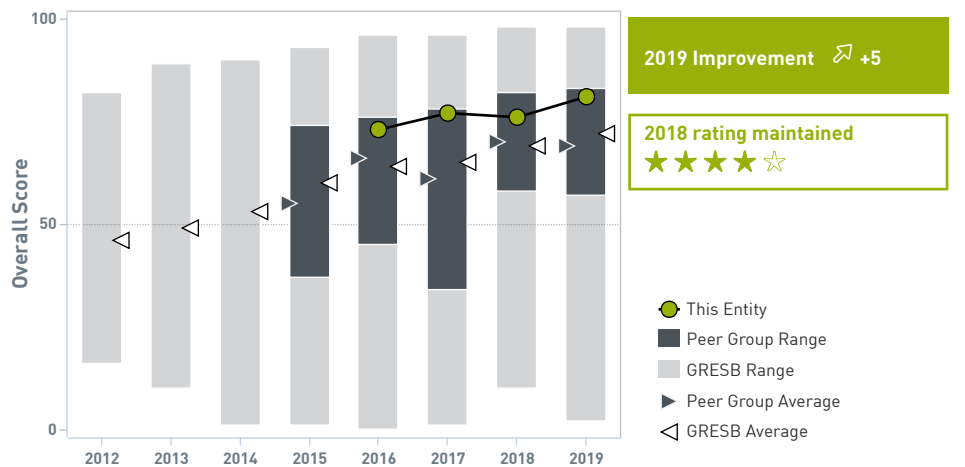


Performance data reported at asset level

ESG Breakdown



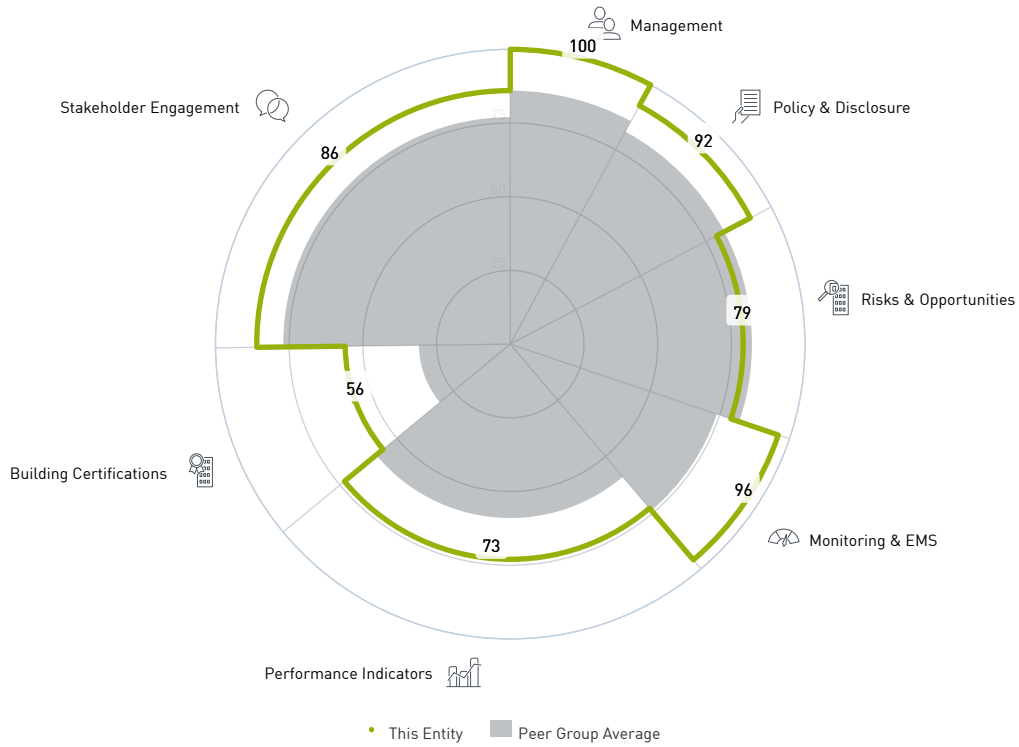
Trend



Rankings



GRESB Aspects



Aspect Weight in GRESB Score	This Entity	Peer Group		GRESB
Management 7.9%	100 +27	PEER 86 -7 AVERAGE		GRESB 88 AVERAGE
Policy & Disclosure 9.4%	92 +11	PEER 82 -8 AVERAGE		GRESB 84 +2 AVERAGE
Risks & Opportunities 12.9%	79 +21	PEER 82 -6 AVERAGE		GRESB 78 +6 AVERAGE
Monitoring & EMS 8.6%	96	PEER 74 -12 AVERAGE		GRESB 77 +3 AVERAGE
Performance Indicators 25.2%	73 -2	PEER 59 -5 AVERAGE		GRESB 60 +4 AVERAGE
Building Certifications 10.8%	56 -1	PEER 31 -5 AVERAGE		GRESB 55 +4 AVERAGE
Stakeholder Engagement 25.2%	86 -1	PEER 77 -5 AVERAGE		GRESB 78 +7 AVERAGE
New Construction & Major Renovations 0%	90 +9	PEER 47 -9 AVERAGE		GRESB 63 +6 AVERAGE

Portfolio Impact



Impact Reduction Targets

Type	Long-term target	Baseline year	End year	2018 target	Portfolio coverage	Externally communicated
------	------------------	---------------	----------	-------------	--------------------	-------------------------

This entity did not report any performance targets.