



# Federal Realty Investment Trust

Federal Realty Investment Trust

## GRESB Benchmark Report 2017

DATE: 22 Sep 2017 12:55:34pm Fri UTC

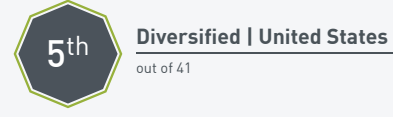
# Federal Realty Investment Trust



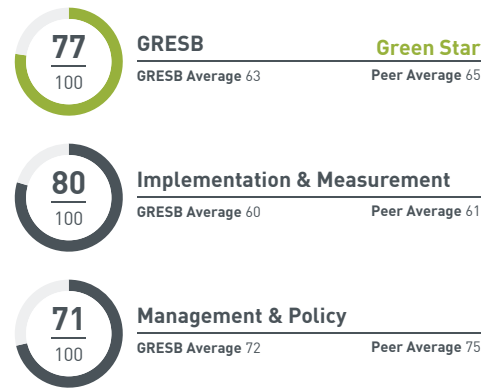
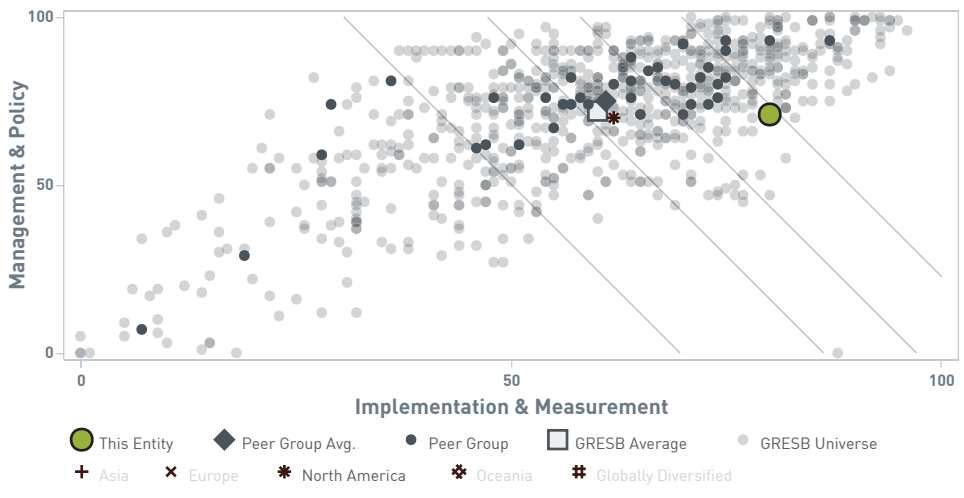
## Participation & GRESB Score



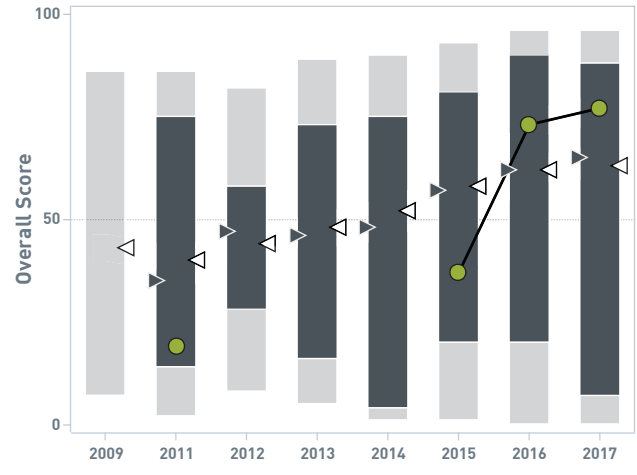
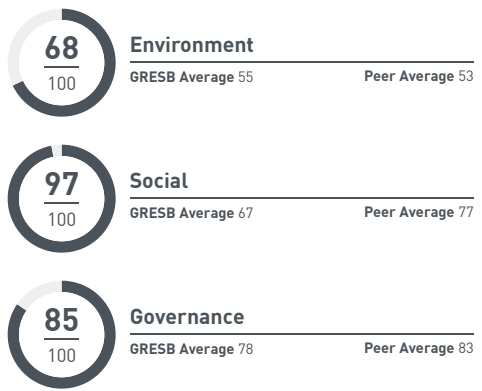
## Peer Comparison



## GRESB Model



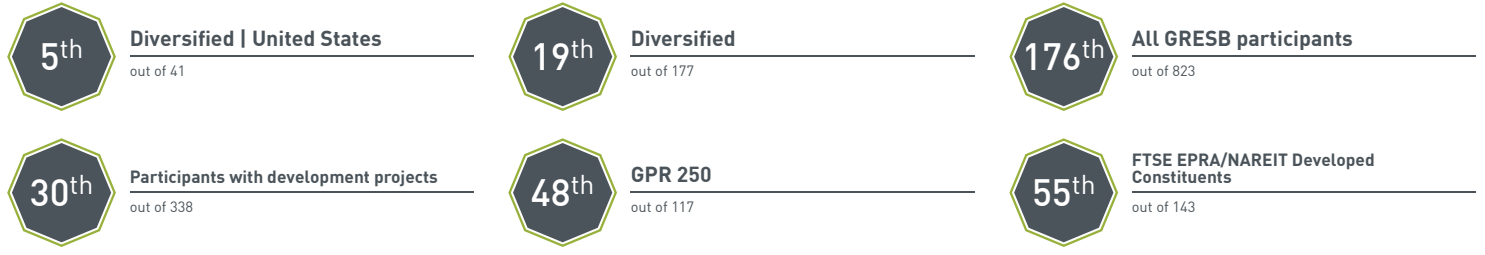
## ESG Breakdown



2017 Improvement ↗ +4

2016 rating maintained ★★★★★☆

## Rankings



# GRESB Aspects



Aspect	Weight in GRESB	This Entity	Peer Group	GRESB
Management	8.8%	94 <sup>+6</sup>	PEER 92 <sup>+9</sup> AVERAGE	GRESB 88 <sup>+3</sup> AVERAGE
Policy & Disclosure	9.5%	69 <sup>-19</sup>	PEER 77 <sup>-5</sup> AVERAGE	GRESB 75 <sup>+4</sup> AVERAGE
Risks & Opportunities	12.4%	88	PEER 69 <sup>-12</sup> AVERAGE	GRESB 67 <sup>+3</sup> AVERAGE
Monitoring & EMS	8.8%	96 <sup>+6</sup>	PEER 74 <sup>+5</sup> AVERAGE	GRESB 69 <sup>+3</sup> AVERAGE
Performance Indicators	25.2%	58 <sup>+7</sup>	PEER 47 <sup>-11</sup> AVERAGE	GRESB 50 <sup>+2</sup> → AVERAGE
Building Certifications	10.9%	45 <sup>+5</sup>	PEER 33 <sup>+5</sup> AVERAGE	GRESB 46 <sup>+2</sup> AVERAGE
Stakeholder Engagement	24.5%	98 <sup>+11</sup>	PEER 77 <sup>+3</sup> AVERAGE	GRESB 67 <sup>+3</sup> AVERAGE
New Construction & Major Renovations	0%	88 <sup>+10</sup>	PEER 48 <sup>-7</sup> AVERAGE	GRESB 51 <sup>+6</sup> AVERAGE